



ALL COUNTRY WORLD SMALL CAP MANDATE

Branching into Opportunity. Rooted in Expertise. Strengthened by Discipline.



FIRM OVERVIEW

AUM: \$12.5 billion USD (as of Q3 2025)

CONSISTENT PHILOSOPHY & PROCESS:

Sprucegrove specializes in global and international equities exclusively for institutional investors. As a quality-oriented value manager, we seek to build portfolios of high-quality companies at attractive valuations, over a long-investment horizon.

Our hallmark as a firm is our consistency, deploying the same investment philosophy and process with a stable team for more than 40 years.

PORTFOLIO MANAGERS:


Years at Sprucegrove

Arjun Kumar, B.A., MBA, CFA Board Director, CEO, Lead PM	23
Shirley Woo ⁴ , B.A., CFA Board Director	42
Jonathan Singer, B.A., CFA	17


PEOPLE:

As a 100% employee-owned firm, we deeply value our client relationships and commit to offering each client a boutique experience. Many of our client relationships have spanned decades, reflecting our dedication to serving them to the best of our ability.


QUALITY COMPANIES AT ATTRACTIVE VALUATIONS:




Ownership of
QUALITY & VALUE



INTERNAL RESEARCH
Working List: 441 companies



LONG-TERM FOCUS



BOTTOM-UP PROCESS

QUALITY CRITERIA

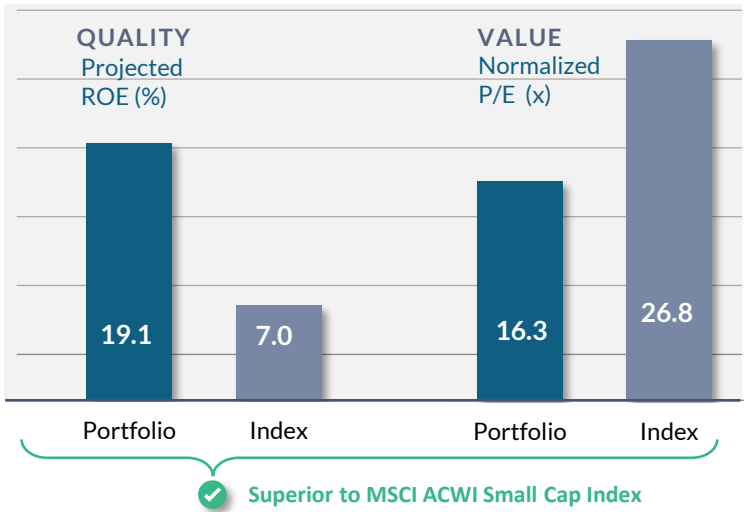
- › Above Average and Consistent Profitability
- › Sustainable Competitive Advantages
- › Financial Strength
- › Opportunity to Grow the Business
- › Capable Management

PORTFOLIO STATISTICS⁵

PORTFOLIO STATS*	Portfolio ¹	Index ²
Inception Date	April 30, 2025	-
AUM (\$ Millions)	5.2	-
# of Holdings	41	5,791
Weighted Average Mkt Cap (\$B)	\$6.0	\$5.8
Mkt Cap Range (\$B)	\$0.9 - \$14.1	\$0.1- \$29.1
Active Share	98.9	-

TOP TEN HOLDINGS	Country	Sector	Weight %
Donaldson Company	United States	Industrials	3.7
Hongkong Land Holdings	Hong Kong	Real Estate	3.6
XPEL	United States	Cons. Discretionary	3.5
Littelfuse	United States	Info. Technology	3.5
Cognex	United States	Info. Technology	3.2
Eagle Materials	United States	Materials	3.1
Acuity	United States	Industrials	3.1
BOK Financial	United States	Financials	3.0
Copa Holdings,	Panama	Industrials	2.7
Gentex	United States	Cons. Discretionary	2.7
Total			32.2

PORTFOLIO STATS*	Portfolio ¹	Index ²
Projected ROE (%)	19.1	7.0
Financial Leverage (x)	1.9	2.6
Normalized P/E (x)	16.3	26.8
Price to Book (x)	3.3	1.9
Dividend Yield (%)	2.4	2.1



PERFORMANCE*

09/30/2025	Q3 (%)	Since Inception ¹ (April 30, 2025) (%)
SG All Country World Small Cap (gross) ¹	3.93	12.81
SG All Country World Small Cap (net) ^{1,3}	3.70	12.39
MSCI ACWI Small Cap ²	8.07	20.26
MSCI ACWI Small Cap Value	8.14	18.72

*Performance Disclosures and Portfolio Stats definitions are included in the Important Information section.
SEE IMPORTANT INFORMATION

EXPOSURES

SECTOR:	Portfolio ¹ %	Index ² %	Underweight (-) / Overweight (+)
Energy	4.7	3.9	
Materials	6.6	8.2	
Industrials	23.4	20.2	
Cons. Discretionary	16.0	12.0	
Cons. Staples	5.6	4.5	
Health Care	10.4	9.5	
Financials	14.2	14.6	
Info. Tech.	8.8	12.9	
Comm. Services	-	3.7	
Utilities	-	2.9	
Real Estate	3.6	7.6	
Cash	6.7	-	
	100.0	100.0	-12 -9 -6 -3 0 3 6 9 12

COUNTRY:	Portfolio ¹ %	Index ² %	Underweight (-) / Overweight (+)
United States	44.6	52.3	
Canada	1.7	3.3	
North America	46.3	55.7	
Belgium	2.1	0.5	
France	2.3	1.0	
Germany	4.6	1.3	
Holland	2.3	0.4	
Italy	5.9	1.0	
Spain	2.0	0.4	
Other	-	0.9	
Eurozone	19.2	5.4	
Norway	2.0	0.6	
Sweden	-	1.5	
Switzerland	-	1.3	
United Kingdom	3.3	4.0	
Israel (Middle East)	-	1.1	
Other	-	0.6	
Non-Eurozone	5.3	9.2	
Europe & Middle East	24.5	14.6	
Australia	-	3.3	
Hong Kong	3.6	0.5	
Japan	8.1	11.0	
Other	-	0.8	
Pacific Region	11.8	15.6	
Brazil	1.9	0.6	
China	2.2	1.8	
India	-	3.5	
Korea	-	1.8	
Malaysia	2.1	0.4	
Panama	2.7	-	
Taiwan	-	2.8	
Vietnam	1.8	-	
Other	-	3.3	
Emerging Markets	10.7	14.2	
Cash	6.7	-	
	100.0	100.0	-12 -9 -6 -3 0 3 6 9 12

Allocations are subject to change.
SEE IMPORTANT INFORMATION

GUIDELINES⁵

INVESTMENT OBJECTIVE:

Maximize the long-term rate of return while seeking to preserve the investment capital of the Fund. The Fund seeks to outperform the MSCI ACWI Small Cap Index net of taxes over a full market cycle. There is no assurance that the Fund will achieve its investment objective.

ASSET MIX

Anticipated Range

Cash & Short Term	0% - 15%
Equities	85% - 100%

REGIONAL:

The Fund will invest in at least six (6) countries collectively located in Europe and/or Asia/Pacific represented in the MSCI ACWI Small Cap Index.

COUNTRY WEIGHT LIMITS:

Anticipated Range

United States	0% - 85%
Japan	0% - 30%
United Kingdom	0% - 30%
Each individual country not listed above. (countries in the MSCI ACWI Small Cap Index)	0% - 20%
Total Emerging Markets (countries in the MSCI Emerging Markets Small Cap Index**)	0% - 30%
Total of all countries not in the Index (Countries not in the MSCI ACWI Small Cap Index**)	0% - 10%

**Investments in countries not in the MSCI ACWI Small Cap Index will be counted towards the portfolio's 30% maximum concentration limit to countries in the MSCI Emerging Markets Small Cap Index.

SECTOR LIMITS:

- › The Fund will not invest more than 35% of its total assets in a single industry group.
- › The Fund will invest in at least 7 of the 11 sectors represented in the MSCI ACWI Small Cap Index.

COMPANY HOLDINGS:

- › Minimum 30 companies
- › Maximum company weighting is 6%.
- › Maximum ownership: 15% of an issuer's outstanding shares.

FEE SCHEDULE⁶

EARLY INVESTOR DISCOUNT FEE:

- › Founders Class Management Fee of **0.40%** available on the first \$500 million invested into the Fund by qualified clients.
- › All subsequent investments by a Founders Class client will also be at the 0.40% management fee rate.

STANDARD FEE SCHEDULE

- › After the initial threshold of \$500 million is invested into the Fund, the Founders Class will be closed to additional clients.
- › The following are the standard fee schedules based on the market value of assets managed.

	Assets Managed	Rate
First	\$5 Million	0.90%
Next	\$10 Million	0.85%
Next	\$25 Million	0.75%
Next	\$35 Million	0.70%
Next	\$225 Million	0.45%
Balance		0.40%

IMPORTANT INFORMATION

Past performance is no guarantee of future results. Returns shorter than a 1-year period returns have not been annualized. Returns greater than a 1-year period have been annualized. The principal value and investment return will fluctuate so that you may have a gain or loss when you sell your units. Returns are in U.S. dollars.

Sprucegrove is providing this material for informational purposes only. It does not constitute or form part of any offer to issue or sell, or any solicitation of any offer to subscribe for or to purchase, units in the Fund or interests in any securities referred to herein. This material does not constitute investment advice. All information provided is as of the date shown in the upper left hand corner of the first page unless otherwise indicated and is subject to change without notice.

¹**Sprucegrove All Country World Small Cap Representative Fund (U.S.).** Inception date of Fund: April 30, 2025.

Guidelines presented for Sprucegrove All Country World Small Cap Representative Account.

There can be no assurance that the investment objectives of the fund will be achieved. Past performance is not necessarily indicative of future results. Prospective investors are urged to consult with their own Financial, Legal and Tax Advisers regarding their individual circumstances and the suitability of an investment in the Fund. Investors may lose all or a portion of the capital invested.

For purposes of these guidelines, "total assets" means the market value of all assets and cash held by the Fund. For the sake of clarity and avoidance of any doubt, these diversification and risk control limits shall be solely evaluated at the time of purchase and any subsequent variances therefrom due to price changes, market movements, volatility or other factors shall not be considered a violation of these investment guidelines and do not require immediate action by Sprucegrove. For full guidelines, please reference the applicable fund documents.

²**The MSCI ACWI Small Cap (Net)** is the benchmark for the Sprucegrove All Country World Small Cap Representative Account (U.S.). All supplementary indices are presented for comparative purposes only.

The MSCI ACWI Small Cap Index captures small cap representation across 23 Developed Markets (DM) and 24 Emerging Markets (EM) countries. With 5,848 constituents, the index covers about 14% of the free float-adjusted market capitalization in each country. DM countries include: Australia, Austria, Belgium, Canada, Denmark, Finland, France, Germany, Hong Kong, Ireland, Israel, Italy, Japan, Netherlands, New Zealand, Norway, Portugal, Singapore, Spain, Sweden, Switzerland, the UK and the US. EM countries include: Brazil, Chile, China, Colombia, Czech Republic, Egypt, Greece, Hungary, India, Indonesia, Korea, Kuwait, Malaysia, Mexico, Peru, Philippines, Poland, Qatar, Saudi Arabia, South Africa, Taiwan, Thailand, Turkey and United Arab Emirates. The MSCI ACWI Small Cap Index was launched on Jun 01, 2007. Data prior to the launch date is back-tested test (i.e. calculations of how the index might have performed over that time period had the index existed). There are frequently material differences between back-tested performance and actual results. Past performance -- whether actual or back-tested -- is no indication or guarantee of future performance.

The Indices are the arithmetical average, weighted by market value of the performance of companies representing the stock markets of Europe, Australasia, Far East, and Emerging Markets. MSCI makes no express or implied warranties or representations and shall have no liability whatsoever with respect to any MSCI data contained herein. Index information is provided for illustrative purposes only and is not intended to imply past or future performance. Please note an investor cannot invest directly in an index. Unless otherwise noted, index returns reflect the reinvestment of income and dividends, if any, but do not reflect fees, brokerage commissions or other expenses of investing. The volatility of an index may be materially different than that of the portfolio, and investors should not expect the portfolio to achieve the same results as a listed index. These materials are not approved or produced by MSCI.

³**Net returns** reflect Gross returns reduced by management fees and withholding taxes associated with any dividends paid, where imposed by certain jurisdictions.

⁴Effective March 1, 2025, Shirley Woo transitioned to the role of Senior Advisor at Sprucegrove. While she has stepped back from her Co-Lead Portfolio Management responsibilities, she continues to serve as a Portfolio Manager. In keeping with Sprucegrove's team-based investment philosophy, all mandates will continue to be managed by the firm's four Portfolio Managers—Arjun Kumar, Shirley Woo, Jonathan Singer, and Chris Rankin—with Arjun Kumar assuming ultimate discretion as Lead Portfolio Manager. Shirley will also continue to play a vital role in mentoring Sprucegrove's Investment Team while providing strategic oversight and leadership as a member of the firm's Board of Directors.

⁵**Portfolio Stats - Normalized P/E** for a company is determined by Sprucegrove by dividing the company's P/B ratio by Sprucegrove's estimate of the average expected earnings for the company over the long term. Sprucegrove determines the Normalized P/E for each of the Fund and the MSCI ACWI Small Cap index by taking the weighted average of the Normalized P/E of each company within the Fund or index, respectively. **Financial Leverage** is defined as total assets divided by ordinary/common shareholders equity.

Price to Book ratio (P/B) is the stock price divided by book (equity) value per share. **Dividend Yield** is the net dividend divided by the stock price. **Active Share** is a measure of the percentage of stock holdings in a portfolio that differ from the benchmark. **Turnover** is calculated as: (Total of the lesser of buys or sales over 12 month period / Average market values over period) x 100.

⁶For complete details please refer to the Fund's Statement of Investment Objectives and Guidelines.

⁷**Fees** Founders Class management fees of 40 bps shall solely be available on the first \$500 million invested in the Fund by qualified clients. Post this initial threshold, the Founders Class will be closed to additional clients. To the extent a client is an early investor and accesses the Founders Class, all subsequent investments by such qualified client in the Fund shall also be at the management fee rate of 40 bps, regardless of whether the Founders Class is closed to additional clients. For complete details, including minimum investment thresholds please refer to the Fund's offering documentation.

Possibility of Loss - Investors should be aware that market conditions affect performance and that investment programs carry with them the possibility of loss. It should not be assumed that investments made in the future will be profitable or will equal any results shown in this document.

Definition of the Firm - Sprucegrove Investment Management Ltd. ("Sprucegrove" or the "Firm") is an independent investment management firm. The firm is 100% employee owned. Sprucegrove was founded in 1993 by the global portfolio management team, formerly at Confederation Life of Canada ("Confed"). The team has been managing international equity mandates since 1985. Sprucegrove manages equities via a series of pooled funds and separately managed accounts. Sprucegrove is registered as a Portfolio Manager in most provinces in Canada and an Investment Advisor with the SEC. Registration does not imply certain level of skill or training, nor does it imply endorsement by a regulator.

Further Information - The opinions, estimates and views expressed are on behalf of Sprucegrove, and constitute Sprucegrove's best judgement as of the date of this document and are subject to change at any time based on market or other conditions.

The information provided herein should not be considered a recommendation to purchase or sell any particular security. The securities discussed herein do not represent an entire portfolio or the performance of a fund or strategy and in the aggregate may represent only a small percentage of portfolio holdings. It should not be assumed that any of the securities discussed herein were or will prove to be profitable, or that the investment recommendations or decisions made by Sprucegrove in the future will be profitable.

Any data contained herein which is attributed to a third party ("Third Party Data") is the property of (a) third party supplier(s) (the "Owner") and is licensed for use by Sprucegrove. Third Party Data may not be copied or distributed. Third Party Data is provided "as is" and is not warranted to be accurate, complete or timely. To the extent permitted by applicable law, none of the Owner, Sprucegrove or any other third party (including any third party involved in providing and/or compiling Third Party Data) shall have any liability for Third Party Data or for any use made of Third Party Data. Neither the Owner nor any other third party sponsors, endorses or promotes the portfolio or product to which Third Party Data relates. Any predictions, opinions, data and other information contained in this report are subject to change and without notice of any kind and may no longer be true and accurate after the date this report was first completed and disseminated. Sprucegrove reserves the right to make certain adjustments to third party data and does not warrant the accuracy of the data. This material is for informational purposes only to provide general information and is not meant to be legal or tax advice for any particular investor, which can only be provided by qualified tax and legal counsel. Please read the constating documents carefully prior to investing. Parties should independently investigate any investment strategy or manager, and should consult with qualified investment, legal, and tax professionals before making any investments. For further information, please contact please contact your client service representative.

Source: Sprucegrove, MSCI, FactSet.



FOR MORE INFORMATION PLEASE CONTACT:

TASLEEM JAMAL

Executive Vice President
Head of Marketing & Client Services
tjamal@sprucegrove.com

☎ (416) 257-5117

☎ (647) 381-2373

SEBASTIEN ROY

Vice President
Marketing & Client Services
sroy@sprucegrove.com

☎ (416) 257-5157

☎ (416) 318-0255

ELIZABETH TAVERNA

Vice President
Marketing & Client Services
etaverna@sprucegrove.com

☎ (267) 603-6699

☎ (610) 392-0219

181 University Ave. Suite 1300
Toronto, ON M5H 3M7,
Canada
www.sprucegrove.com